


# SHERATON PROPERTIES & FINANCE LTD.

Regd. Office : Bhansali House, A-5 Veera Desai Road, Andheri (West),  
Mumbai - 400 053. • Phone : (91-22) 2673 1779 • Fax : 91-22-2673 1796

I (a) Statement showing Shareholding Pattern			
Name of the Company : SHERATON PROPERTIES & FINANCE LIMITED			
Scrip Code : 512367		Class of Security : EQUITY	
Quarter ended : 31.12.2011			
	No. of Partly Paid-up shares	As a % of total no. of partly paid-up shares	As a % of total no. of shares of the Company
Partly Paid-up shares			
Held by promoter / promoter group	-	-	-
Held by public	-	-	-
<b>Total</b>	<b>NIL</b>	<b>NIL</b>	<b>NIL</b>
	No. of outstanding securities	As a % of total no. of outstanding convertible securities	As a % of total no. of shares of the Company, assuming full conversion of the convertible securities
Outstanding convertible securities			
Held by promoter / promoter group	-	-	-
Held by public	-	-	-
<b>Total</b>	<b>NIL</b>	<b>NIL</b>	<b>NIL</b>
	No. of warrants	As a % of total no. of warrants	As a % of total no. of shares of the Company, assuming full conversion of warrants
Warrants			
Held by promoter / promoter group	-	-	-
Held by public	-	-	-
<b>Total</b>	<b>NIL</b>	<b>NIL</b>	<b>NIL</b>
Total paid-up capital of the company, assuming full conversion of warrants and convertible securities	<b>*Rs. 12000000/-</b>		


\* Issued 12,00,000 Shares of Rs. 10/- each.



# SHERATON PROPERTIES & FINANCE LTD.

Regd. Office : Bhansali House, A-5 Veera Desai Road, Andheri (West),  
Mumbai - 400 053. • Phone : (91-22) 2673 1779 • Fax : 91-22-2673 1796

(D)(a) SHAREHOLDING PATTERN UNDER CLAUSE 35								
Name of the Company:		SHERATON PROPERTIES & FINANCE LIMITED						
Scrip Code: 512367		Quarter ended: 31.12.2011						
Category code (I)	Category of shareholder(II)	Number of shareholders (III)	Total number of shares (IV)	Number of shares held in dematerialized form (V)	Total shareholding as a percentage of total number of shares		Shares pledged or otherwise encumbered	
					As a percentage of (A+B)(VII)	As a percentage of (A+B+C)(VIII)	Number of shares	As a percentage (IX) = (VIII/IV)*100
(A)	Shareholding of Promoter and Promoter Group							
-1	Indian							
(a)	Individuals/ Hindu Undivided Family	14	1400	200	0.12	0.12	-	-
(b)	Central Government/ State Government(s)	-	-	-	-	-	-	-
(c)	Bodies Corporate	4	888,600	456,500	74.05	74.05	-	-
(d)	Financial Institutions/ Banks	-	-	-	-	-	-	-
(e)	Any Other (specify)	-	-	-	-	-	-	-
	Sub-Total (A)(1)	18	890,000	456,700	74.17	74.17	-	-
	Foreign							
	Individuals (Non-Resident Individuals/ Foreign Individuals)	-	-	-	-	-	-	-
(b)	Bodies Corporate	-	-	-	-	-	-	-
(c)	Institutions	-	-	-	-	-	-	-
(d)	Any Other (specify)	-	-	-	-	-	-	-
	Sub-Total (A)(2)	-	-	-	-	-	-	-
	Total Shareholding of Promoter and Promoter Group (A)=(A)(1)+(A)(2)	18	890,000	456,700	74.17	74.17	-	-
(B)	Public shareholding							
-1	Institutions							
(a)	Mutual Funds/ UTI	-	-	-	-	-	-	-
(b)	Financial Institutions/ Banks	-	-	-	-	-	-	-
(c)	Central Government/ State Government(s)	-	-	-	-	-	-	-
(d)	Insurance Companies	-	-	-	-	-	-	-
(e)	FIs	-	-	-	-	-	-	-
(f)	Foreign Venture Capital	-	-	-	-	-	-	-
(g)	Any Other (specify)	-	-	-	-	-	-	-
	1) Foreign Financial Instn	-	-	-	-	-	-	-
	Sub-Total (B)(1)	-	-	-	-	-	-	-
-2	Non-institutions							
(a)	Bodies Corporate	1	56,500	-	4.71	4.71	0.00	0.00
(b)	Individuals							
	i. Individual shareholders holding nominal share capital up to Rs. 1 lakh.	367	37,600	-	3.13	3.13	0.00	0.00
	ii. Individual shareholders holding nominal share capital in excess of Rs. 1 lakh.	12	215900	-	17.99	17.99	0.00	0.00
(c)	Any Other (Specify) 1. Other Directors	-	-	-	-	-	-	-
	2. Clearing Member	-	-	-	-	-	-	-
	3. Trust	-	-	-	-	-	-	-
	4. NRIs	-	-	-	-	-	-	-
	5. NRN	-	-	-	-	-	-	-
	6. Foreign Nationals	-	-	-	-	-	-	-
	7. Directors /Relative	-	-	-	-	-	-	-
	8. Trusts	-	-	-	-	-	-	-
	Sub-Total (B)(2)	380	310,000	-	25.83	25.83	0.00	0.00
	Total Public Shareholding (B)=(B)(1)+(B)(2)	380	310,000	-	25.83	25.83	0.00	0.00
	TOTAL (A)+(B)	398	1,200,000	456,700	100.00	100.00	-	-
(C)	Shares held by Custodians and against which Depository Receipts have been issued							
	1. Promoter and Promoter Group	-	-	-	-	-	-	-
	2. Public	-	-	-	-	-	-	-
	Sub-Total (C)1+(C)2	-	-	-	-	-	-	-
	GRAND TOTAL (A)+(B)+(C)	398	1,200,000	456,700	100.00	100.00	-	-



# SHERATON PROPERTIES & FINANCE LTD.

Regd. Office : Bhansali House, A-5 Veera Desai Road, Andheri (West),  
Mumbai - 400 053. • Phone : (91-22) 2673 1779 • Fax : 91-22-2673 1796

Notes : Name, Number of shares held & Percentage of shareholding of entities/persons holding more than 1% of the company is as per annexure.


(I)(b) Statement showing holding of securities (including shares, warrants, convertible securities) of persons belonging to the category "Promoter and Promoter Group"											
Sr. No.	Name of the shareholder	Details of Shares held		Encumbered shares			Details of warrants		Details of convertible securities		Total shares (including underlying shares assuming full conversion of warrants and convertible securities) as a % of diluted share capital
		Number of shares held	As a % of grand total (A)+(B)+(C)	No.	As a percentage	As a % of grand total (A)+(B)+(C) of sub-clause (I)(a)	Number of warrants held	As a % total number of warrants of the same class	Number of convertible securities held	As a % total number of convertible securities of the same class	
(i)	(ii)	(iii)	(iv)	(v)	(vi)=(v)/(iii)*100	(vii)	(viii)	(ix)	(x)	(xi)	(xii)
1	BENTLEY COMMERCIAL ENTERPRISES LTD.	234800	19.57								
2	SPEEDAGE COMMERCIALS LIMITED	224900	18.74								
3	BHANSALI INDL. INVT. & FINANCE PVT. LTD.	225600	18.80								
4	BHANSALI INTERNATIONAL PVT. LTD.	203300	16.94								
5	JAYESH B. BHANSALI	100	0.01								
6	NEETU B. BHANSALI	100	0.01								
7	SAWAMTAMAL BHANSALI	100	0.01								
8	JPUDEVI S. BHANSALI	100	0.01								
9	SAMUDEVI A. SANGHVI	100	0.01								
10	LALITKUMAR BHANSALI	100	0.01								
11	BHAWARIDEVI SANGHVI	100	0.01								
12	BABULAL S. SANGHVI	100	0.01								
13	JADAVREN K. DOSHI	100	0.01								
14	VIMAL L. BHANSALI	100	0.01								
15	JASWANT L. BHANSALI	100	0.01								
16	ANKIT L. BHANSALI	100	0.01								
17	SHILPA L. BHANSALI	100	0.01								
18	PANKHURVI BHANSALI	100	0.01								
TOTAL		890,000	74.17	NIL	NIL	NIL	NIL	NIL	NIL	NIL	NIL

(I)(c)(i) Statement showing holding of securities (including shares, warrants, convertible securities) of persons belonging to the category "Public" and holding more than 1% of the total number of shares

Sr. No.	Name of the shareholder	Number of shares held	Shares as a percentage of total number of shares (i.e., Grand Total (A)+(B)+(C) indicated in Statement at para (I)(a) above)	Details of warrants		Details of convertible securities		Total shares (including underlying shares assuming full conversion of warrants and convertible securities) as a % of diluted share capital
				Number of warrants held	As a % total number of warrants of the same class	Number of convertible securities held	% w.r.t total number of convertible securities of the same class	
1	RAMESH BOKADIA	18100	1.51					
2	ADITYA SRIVASTAVA	18600	1.38					
3	MAHENDRA K. MEHTA	19100	1.59					
4	JAGRUTH RESINS PVT. LTD.	55520	4.71					
5	PARASMAL M. MELITA	18450	1.54					
6	DIPESH P. SANGHVI	14000	1.17					
7	MEENAKSHI A. DOSHI	28500	2.38					
8	JEENA PRAVIN SHAH	13700	1.14					
9	RAMESHKUMAR M. SHETH	18600	1.55					
10	JAWAHAR KANUNGO	14700	1.23					
11	DEEPAK CHANDAN	15500	1.13					
12	VJESH P. SANGHVI	15000	1.25					
13	PANKAJ G. JAIN	25650	2.14					
TOTAL		272,400	22.70	NIL	NIL	NIL	NIL	NIL

(I)(c)(ii) Statement showing holding of securities (including shares, warrants, convertible securities) of persons (together with PAC) belonging to the category "Public" and holding more than 5% of the total number of shares of the company

Sr. No.	Name(s) of the shareholder(s) and the Persons Acting in Concert (PAC) with them	Number of shares	Shares as a percentage of total number of shares (i.e., Grand Total (A)+(B)+(C) indicated in Statement at para (I)(a) above)	Details of warrants		Details of convertible securities		Total shares (including underlying shares assuming full conversion of warrants and convertible securities) as a % of diluted share capital
				Number of warrants	As a % total number of warrants of the same class	Number of convertible securities held	% w.r.t total number of convertible securities of the same class	
1								
2								
TOTAL		NIL	NIL	NIL	NIL	NIL	NIL	NIL



# SHERATON PROPERTIES & FINANCE LTD.

Regd. Office : Bhansali House, A-5 Veera Desai Road, Andheri (West),  
Mumbai - 400 053. • Phone : (91-22) 2673 1779 • Fax : 91-22-2673 1796

(I)(d) Statement showing details of locked-in shares			
Sr. No.	Name of the shareholder	Number of locked-in shares	Locked-in shares as a percentage of total number of shares (i.e., Grand Total (A)+(B)+(C) indicated in Statement at para (I)(a) above)
1	BENTLEY COMMERCIAL ENTERPRISES LTD.	234,800	19.57
2	SPEEDAGE COMMERCIALS LIMITED	224,900	18.74
3	BHANSALI INDL INVT & FINANCE PVT. LTD.	225,600	18.80
4	BHANSALI INTERNATIONAL PVT. LTD.	203,300	16.94
5	JAYESH B. BHANSALI	100	0.01
6	NEETU B. BHANSALI	100	0.01
7	SAWANTMAL BHANSALI	100	0.01
8	TIPUDEV I S. BHANSALI	100	0.01
9	SAMUDEV I A. SANGHVI	100	0.01
10	LALITKUMAR BHANSALI	100	0.01
11	BHAWARIDEVI SANGHVI	100	0.01
12	BABULAL S. SANGHVI	100	0.01
13	JADAVBEN K. DOSHI	100	0.01
14	VIMAL I. BHANSALI	100	0.01
15	JASWANT I. BHANSALI	100	0.01
16	ANKIT I. BHANSALI	100	0.01
17	SHILPA I. BHANSALI	100	0.01
18	PANKHIDEVI BHANSALI	100	0.01
TOTAL (A)+(B)		890,000	74.17

(II)(a) Statement showing details of Depository Receipts (DRs)				
Sr. No.	Type of outstanding DR (ADRs, GDRs, SDRs, etc.)	Number of Outstanding DRs	Number of shares underlying outstanding DRs	Shares underlying outstanding DRs as a percentage of total number of shares (i.e., Grand Total (A)+(B)+(C) indicated in Statement at para (I)(a) above)
1				
2				
TOTAL		NIL	NIL	NIL

(II)(b) Statement showing Holding of Depository Receipts (DRs), where underlying shares are in excess of 1% of the total number of shares				
Sr. No.	Name of the DR Holder	Type of outstanding DR (ADRs, GDRs, SDRs, etc.)	Number of shares underlying outstanding DRs	Shares underlying outstanding DRs as a percentage of total number of shares (i.e., Grand Total (A)+(B)+(C) indicated in Statement at para (I)(a) above)
1				
2				
TOTAL		NIL	NIL	NIL
[1] For determining public shareholding for the purpose of Clause 40A.				
[2] For definitions of "Promoter" and "Promoter Group", refer to Clause 40A				
[3] For definitions of "Public Shareholding", refer to Clause 40A				

